



District Report Card: 2017


State: Gujarat	District: Vadodara
Class: 3	Subject: Language
Schools: 61	Students: 1260


Participation/Coverage


Students

 GENDER	Boys		Girls	
	Number	%	Number	%
	688	54.60	572	45.40

 AREA	Rural		Urban	
	Number	%	Number	%
	932	73.97	328	26.03

 CATEGORY	SC		ST		OBC		GEN	
	Number	%	Number	%	Number	%	Number	%
	82	6.51	235	18.65	454	36.03	489	38.81

 CWSN	LD	VI	HI	S&LD	ID	Oth
	1	1	0	1	5	3

 Management	Government		Government-aided	
	Number	%	Number	%
	1172	93.02	88	6.98

Average Performance of Students in Language (%)

Overall	Gender		Area		Management		Social Group			
	Male	Female	Rural	Urban	Govt.	Aided	SC	ST	OBC	GEN
63.30	61.47	65.50	62.53	65.51	63.33	62.88	57.24	63.15	62.33	65.29

Performance on Learning Outcomes (LOs)

Learning Outcomes	Description	Average Performance(%)
L304	Reads small texts with comprehension i.e., identifies main ideas, details, sequence and draws conclusions	64.92
L312	Reads printed scripts on the classroom walls: poems, posters, charts etc.	60.06

Range of Performance of Students who Answered Correctly							
Below 30%		30% - 50%		50% - 75%		Above 75%	
Number	%	Number	%	Number	%	Number	%
172	13.65	224	17.78	357	28.33	507	40.24

Lowest Performing Learning Outcomes (LOs)

1 - Reads printed scripts on the classroom walls: poems, posters, charts etc. (60.06)

2 - Reads small texts with comprehension i.e., identifies main ideas, details, sequence and draws conclusions (64.92)